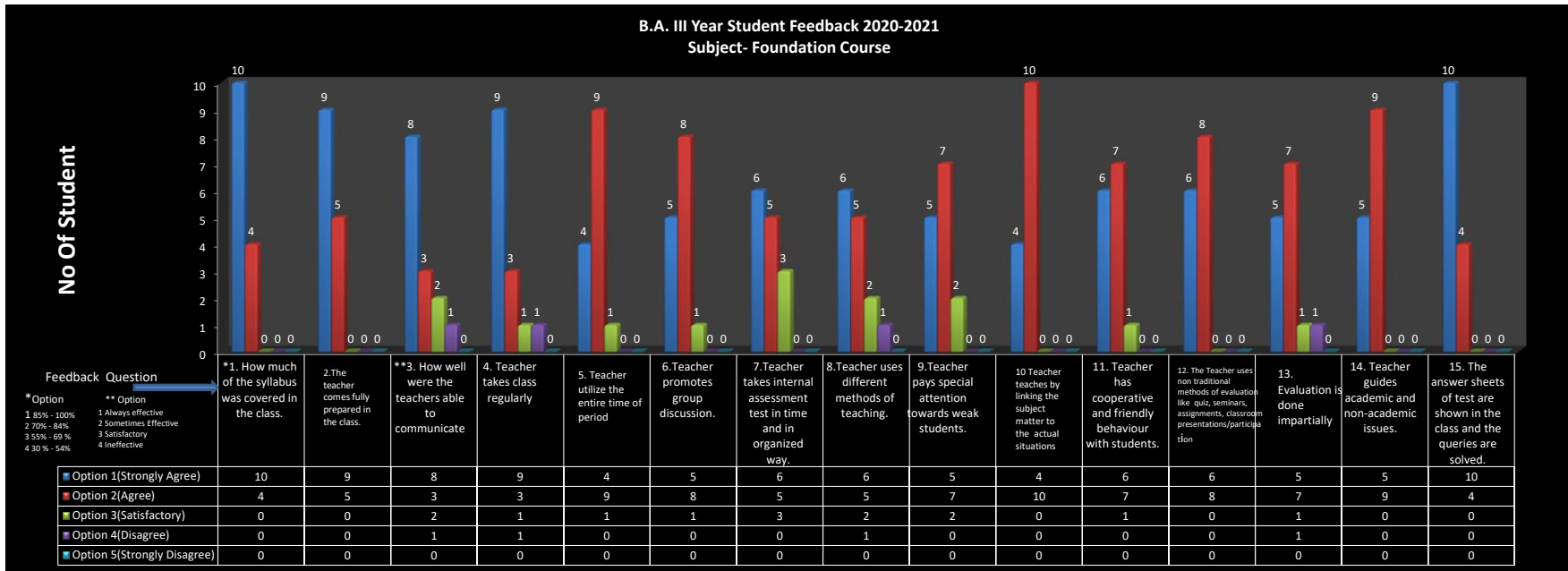
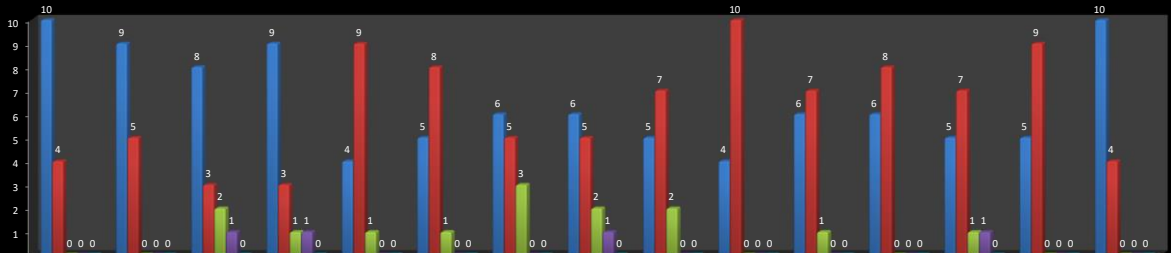


B.A. Student Satisfaction Survey/ छात्र संतुष्टि सर्वेक्षण, Year/सत्र 2020-2021
Student Feedback with Graph Subject-Foundation Course



B.A. III Year Student Feedback 2020-2021
Subject- Rural Development and Extension

No Of Student



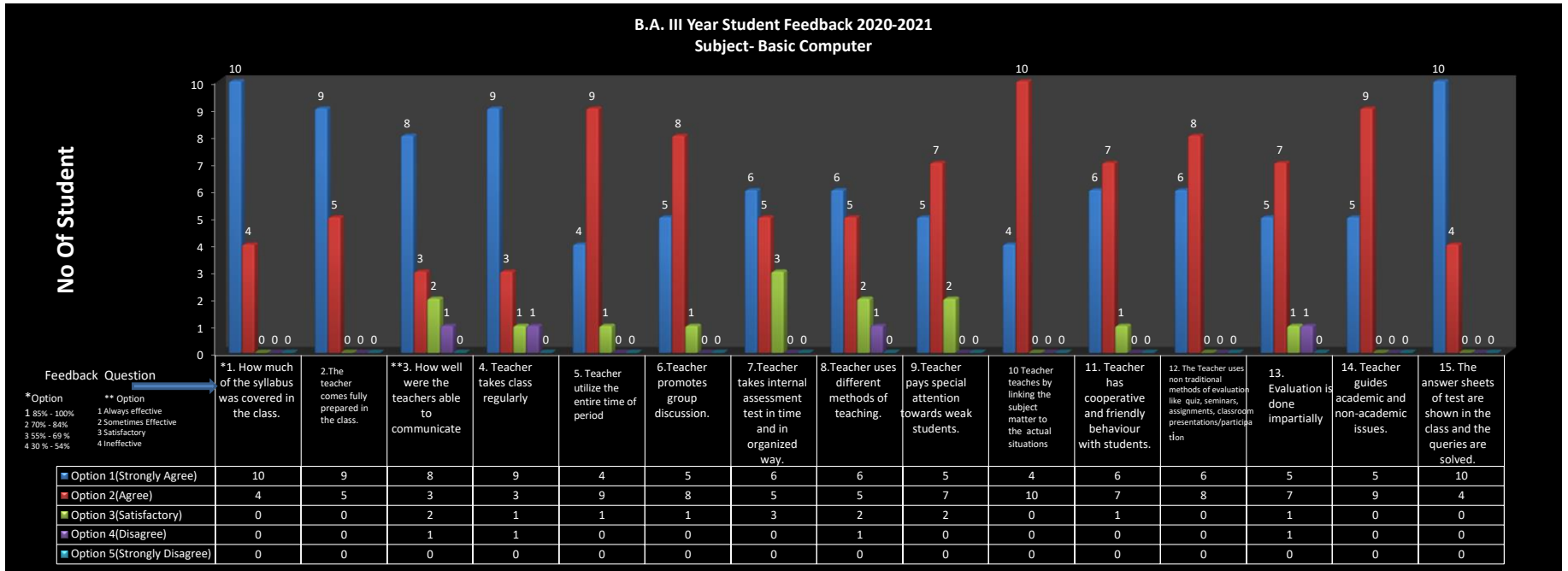
Feedback Question

* Option
 1 60% - 100%
 2 20% - 84%
 3 50% - 69%
 4 30% - 54%

** Option
 1 Always effective
 2 Sometimes Effective
 3 Satisfactory
 4 Ineffective

Feedback Question	Option 1 (Strongly Agree)	Option 2 (Agree)	Option 3 (Satisfactory)	Option 4 (Disagree)	Option 5 (Strongly Disagree)
1. How much of the syllabus was covered in the class.	10	4	0	0	0
2. The teacher comes fully prepared in the class.	9	5	0	0	0
3. How well were the teachers able to communicate	8	3	2	1	0
4. Teacher takes class regularly	9	3	1	1	0
5. Teacher utilize the entire time of period	4	9	1	0	0
6. Teacher promotes group discussion.	5	8	1	0	0
7. Teacher takes internal assessment test in time and in organized way.	6	5	3	0	0
8. Teacher uses different methods of teaching.	6	5	2	1	0
9. Teacher pays special attention towards weak students.	5	7	2	0	0
10. Teacher teaches by linking the subject matter to the actual situations	4	10	0	0	0
11. Teacher has cooperative and friendly behaviour with students.	6	7	1	0	0
12. The Teacher uses non-traditional methods of evaluation like quiz, seminars, programmes, groupwork presentations/participation	6	8	0	0	0
13. Evaluation is done impartially	5	7	1	1	0
14. Teacher guides academic and non-academic issues.	5	9	0	0	0
15. The answer sheets of test are shown in the class and the queries are solved.	10	4	0	0	0

B.A. Student Satisfaction Survey/ छात्र संतुष्टि सर्वेक्षण, Year/सत्र 2020-2021
Student Feedback with Graph Subject-Basic Computer



*Option

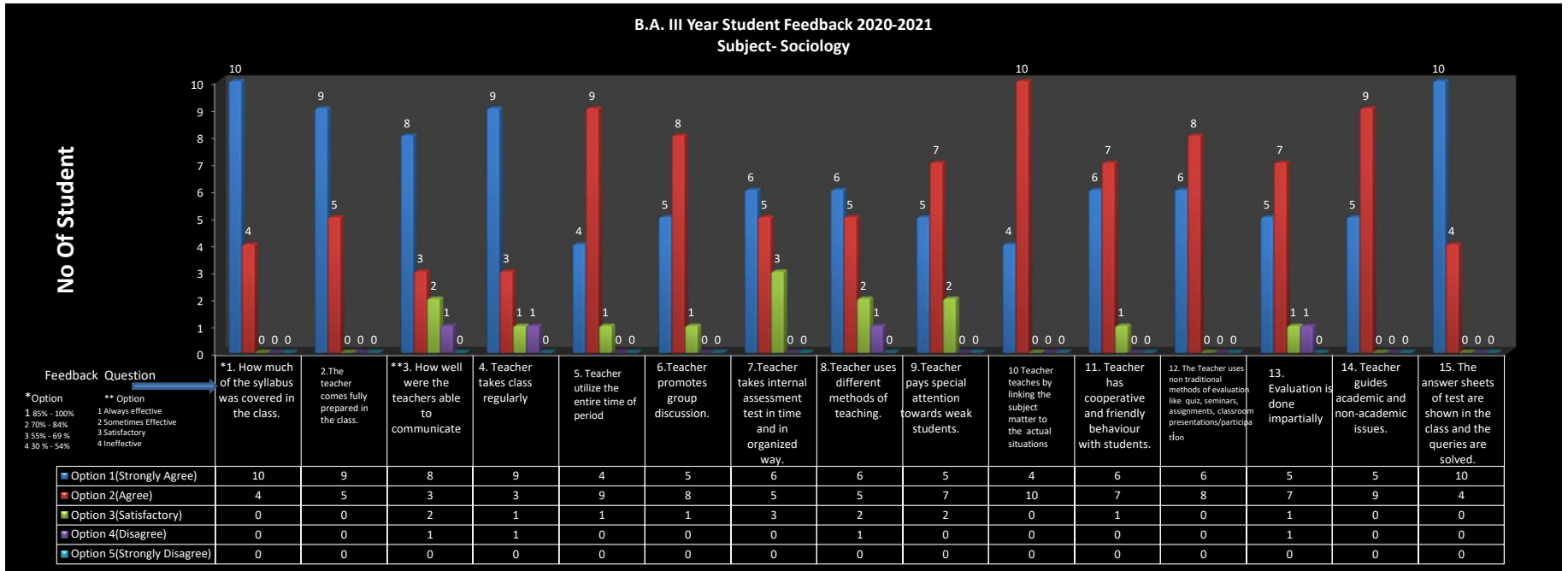
- 1. 85% - 100%
- 2. 70% - 84%
- 3. 55% - 69%
- 4. 30% - 54%

** Option

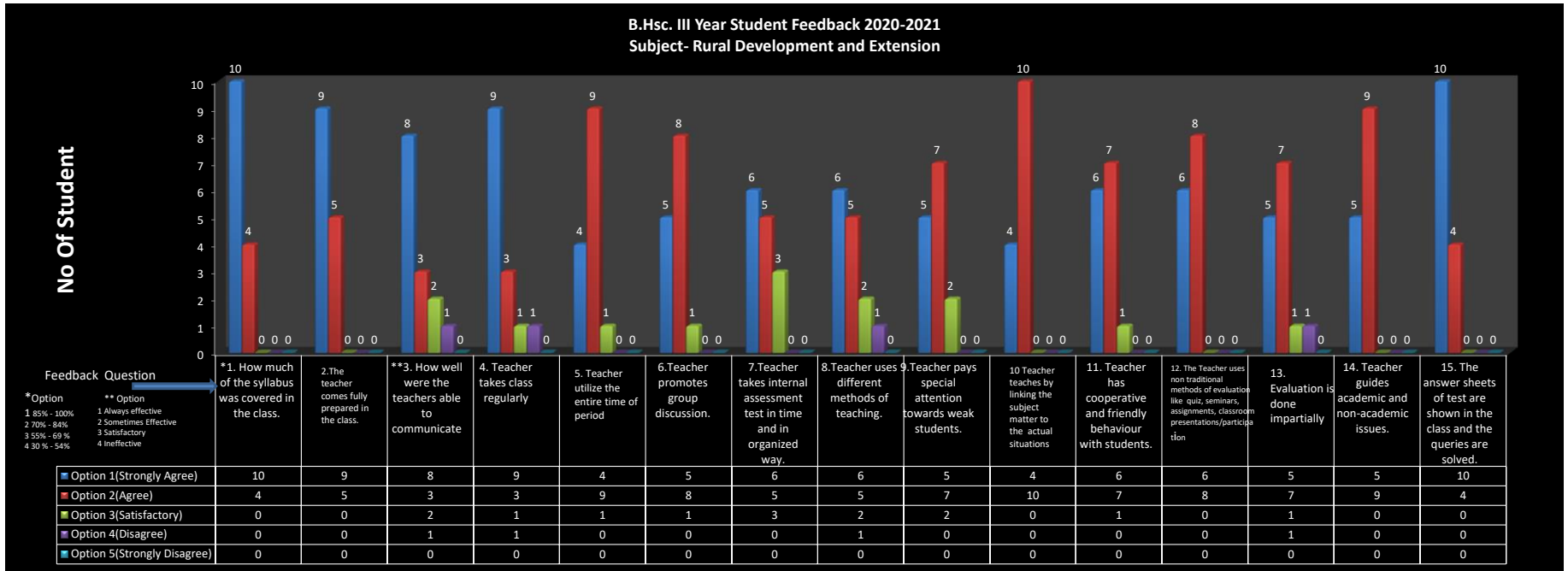
- 1. Always effective
- 2. Sometimes Effective
- 3. Satisfactory
- 4. Ineffective

- Option 1 (Strongly Agree)
- Option 2 (Agree)
- Option 3 (Satisfactory)
- Option 4 (Disagree)
- Option 5 (Strongly Disagree)

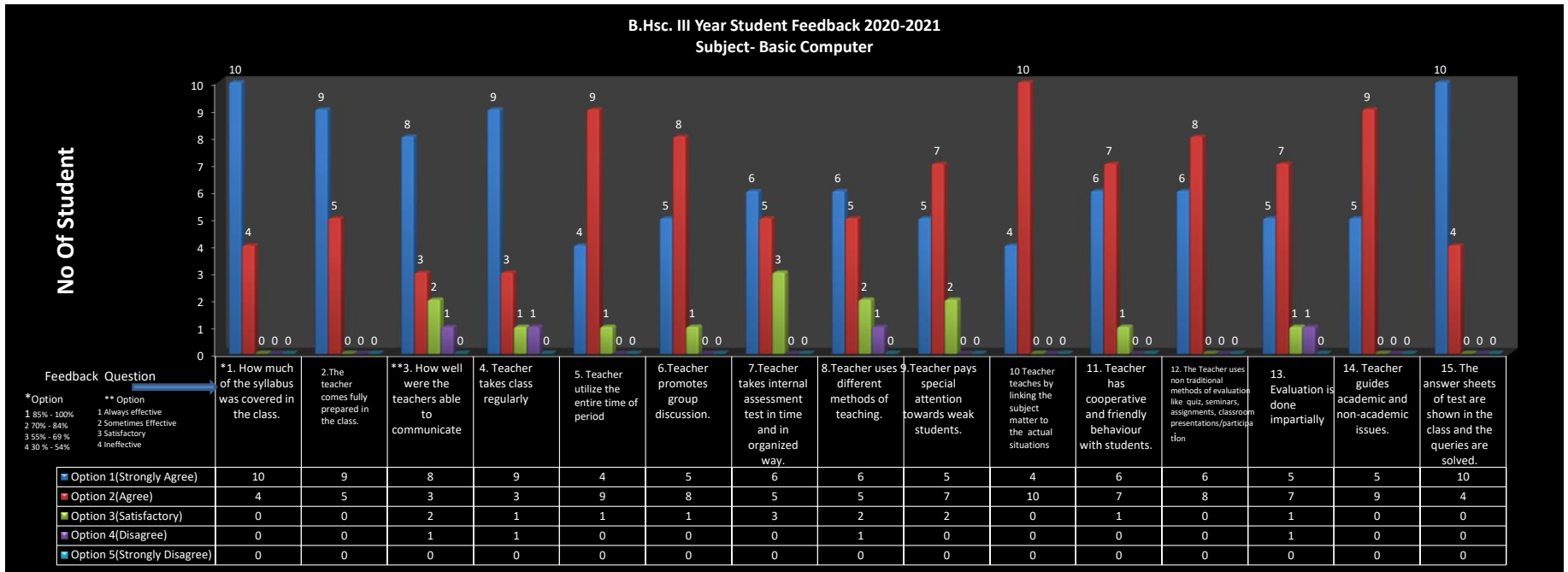
B.A. Student Satisfaction Survey/ छात्र संतुष्टि सर्वेक्षण, Year/सत्र 2020-2021
Student Feedback with Graph Subject-Sociology



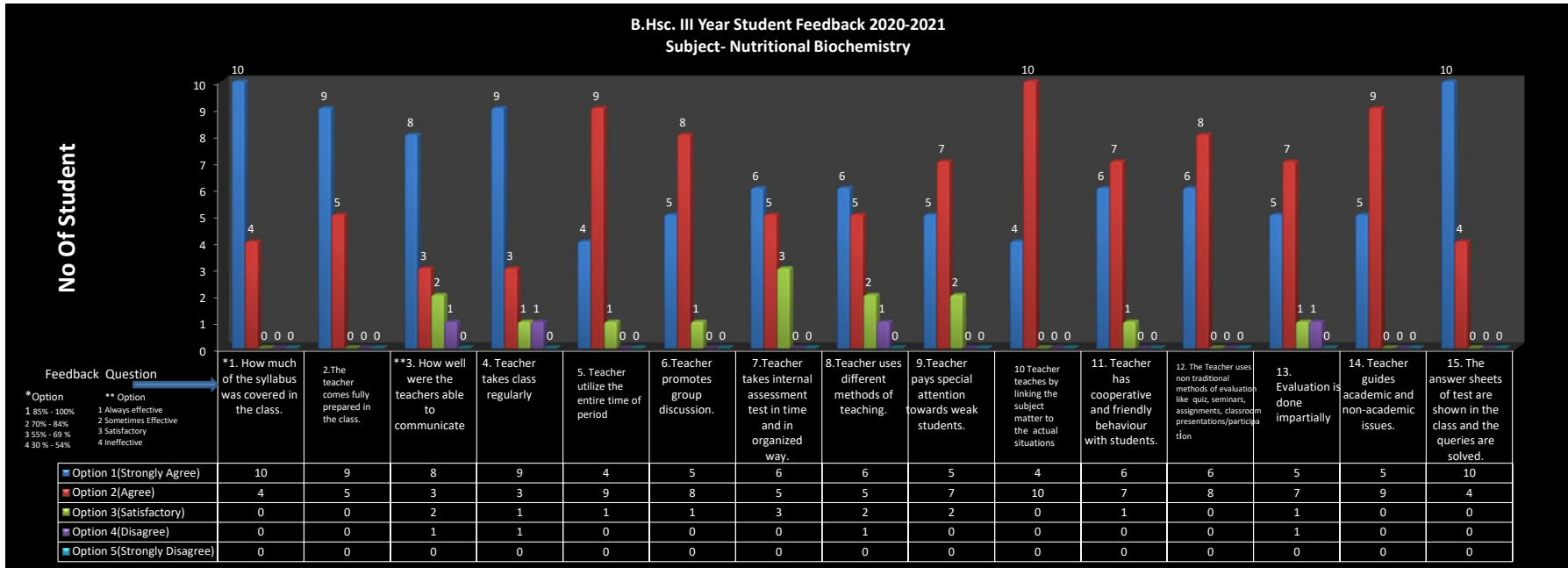
B.Hsc. Student Satisfaction Survey/ छात्र संतुष्टि सर्वेक्षण, Year/सत्र 2020-2021
Student Feedback with Graph Subject-Rural Development and Extension



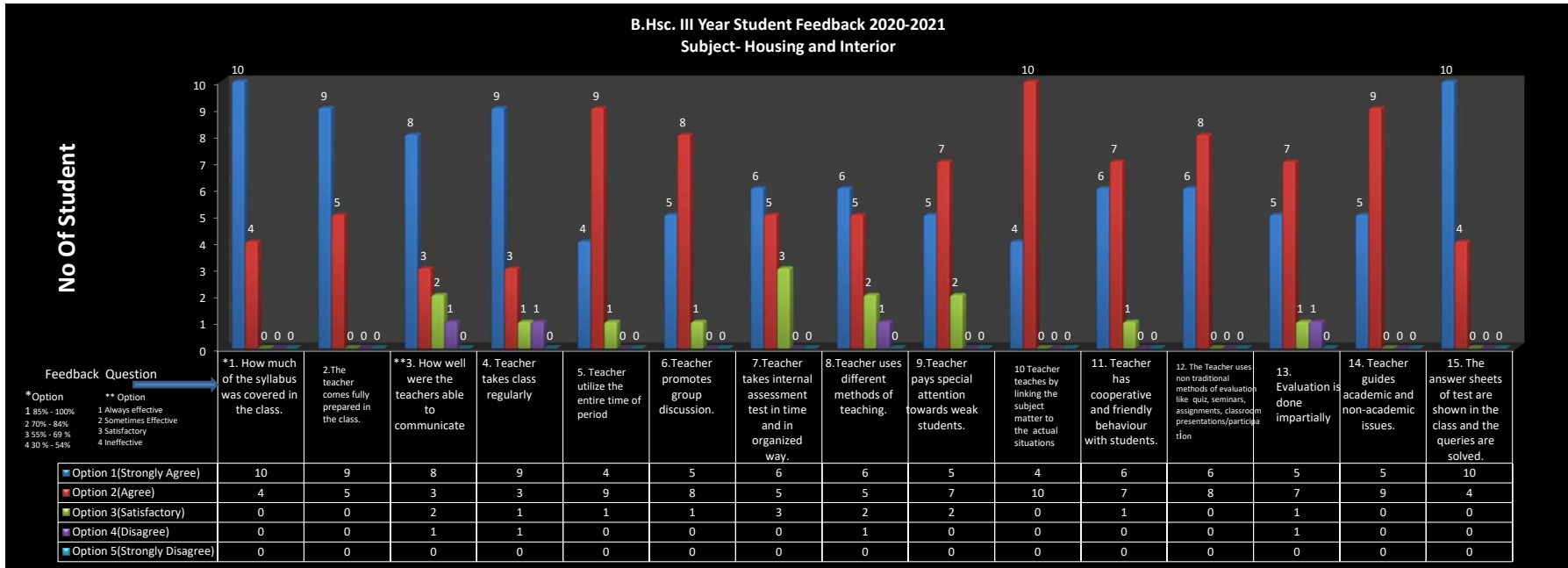
B.H.Sc. Student Satisfaction Survey/ छात्र संतुष्टि सर्वेक्षण, Year/सत्र 2020-2021
Student Feedback with Graph Subject-Basic Computer



B.H.Sc. Student Satisfaction Survey/ छात्र संतुष्टि सर्वेक्षण, Year/सत्र 2020-2021
Student Feedback with Graph Subject-Nutritional Biochemistry

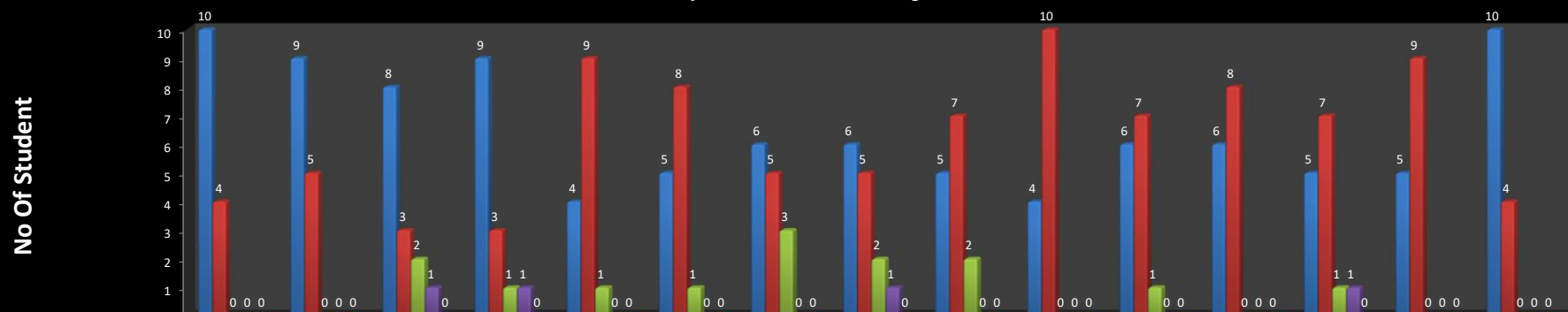


B.H.Sc. Student Satisfaction Survey/ छात्र संतुष्टि सर्वेक्षण, Year/सत्र 2020-2021
Student Feedback with Graph Subject-Housing and Interior



B.Hsc. Student Satisfaction Survey/ छात्र संतुष्टि सर्वेक्षण, Year/सत्र 2020-2021
Student Feedback with Graph Subject-Garment Manufacturing

B.Hsc. III Year Student Feedback 2020-2021
Subject- Garment Manufacturing

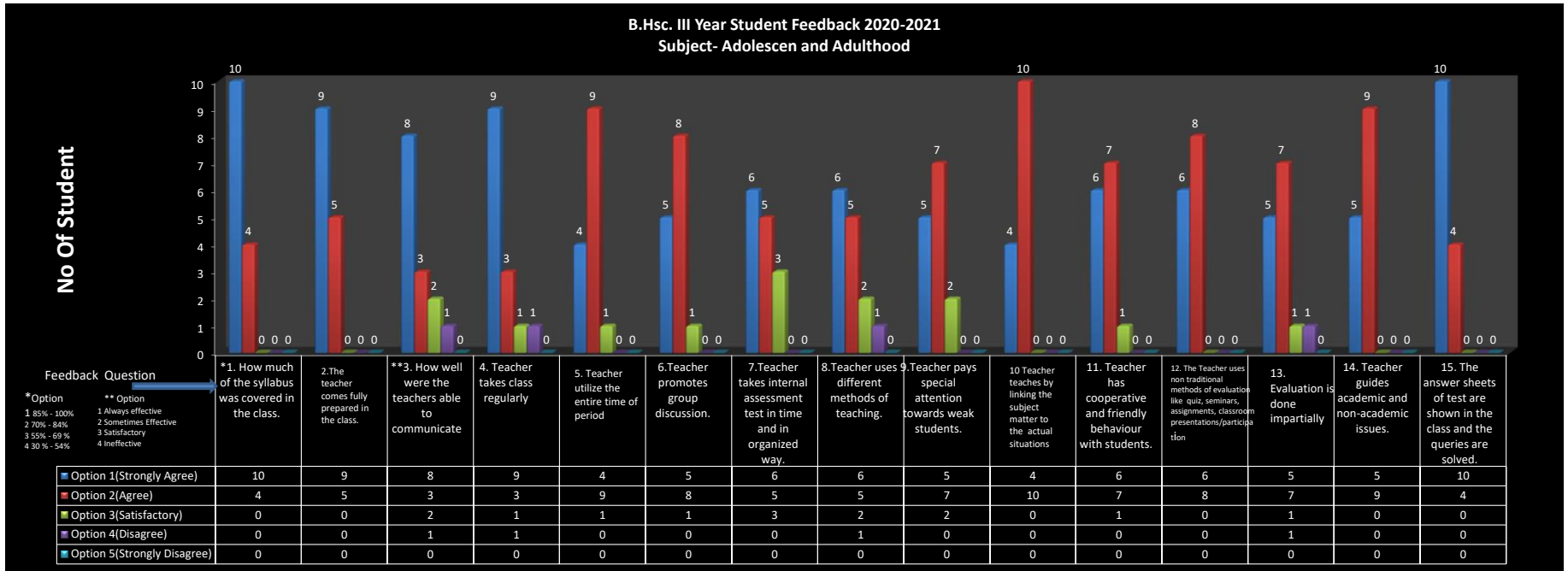


***Option**
 1 85% - 100%
 2 70% - 84%
 3 55% - 69%
 4 30% - 54%

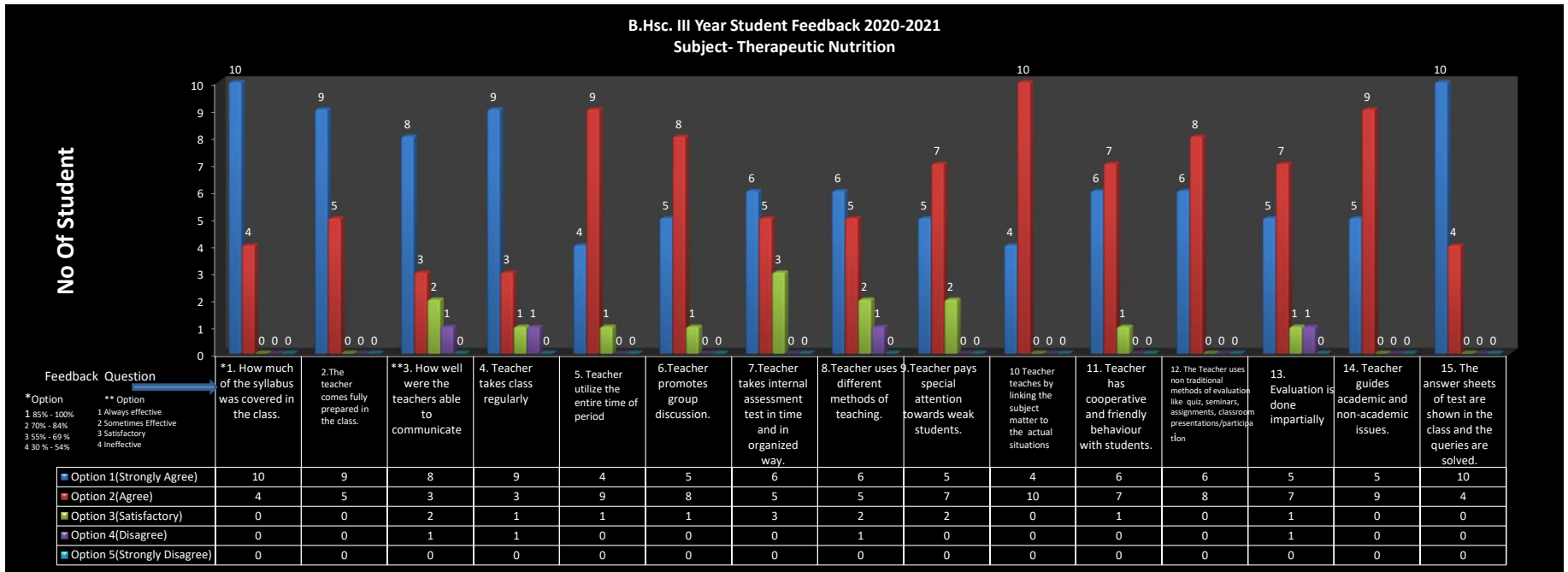
**** Option**
 1 Always effective
 2 Sometimes Effective
 3 Satisfactory
 4 Ineffective

Feedback Question	*Option 1(Strongly Agree)	*Option 2(Agree)	*Option 3(Satisfactory)	*Option 4(Disagree)	*Option 5(Strongly Disagree)
*1. How much of the syllabus was covered in the class.	10	4	0	0	0
2.The teacher comes fully prepared in the class.	9	5	0	0	0
**3. How well were the teachers able to communicate	8	3	2	1	0
4. Teacher takes class regularly	9	3	1	1	0
5. Teacher utilize the entire time of period	9	4	1	0	0
6.Teacher promotes group discussion.	5	8	1	0	0
7.Teacher takes internal assessment test in time and in organized way.	6	5	3	0	0
8.Teacher uses different methods of teaching.	6	5	2	1	0
9.Teacher pays special attention towards weak students.	5	7	2	0	0
10 Teacher teaches by linking the subject matter to the actual situations	4	10	0	0	0
11. Teacher has cooperative and friendly behaviour with students.	6	7	1	0	0
12. The Teacher uses non traditional methods of evaluation like quiz, seminars, assignments, classroom presentations/participation	6	8	0	0	0
13. Evaluation is done impartially	5	7	1	1	0
14. Teacher guides academic and non-academic issues.	5	9	0	0	0
15. The answer sheets of test are shown in the class and the queries are solved.	10	4	0	0	0

B.H.Sc. Student Satisfaction Survey/ छात्र संतुष्टि सर्वेक्षण, Year/सत्र 2020-2021
Student Feedback with Graph Subject-Adolescen and Adulthood



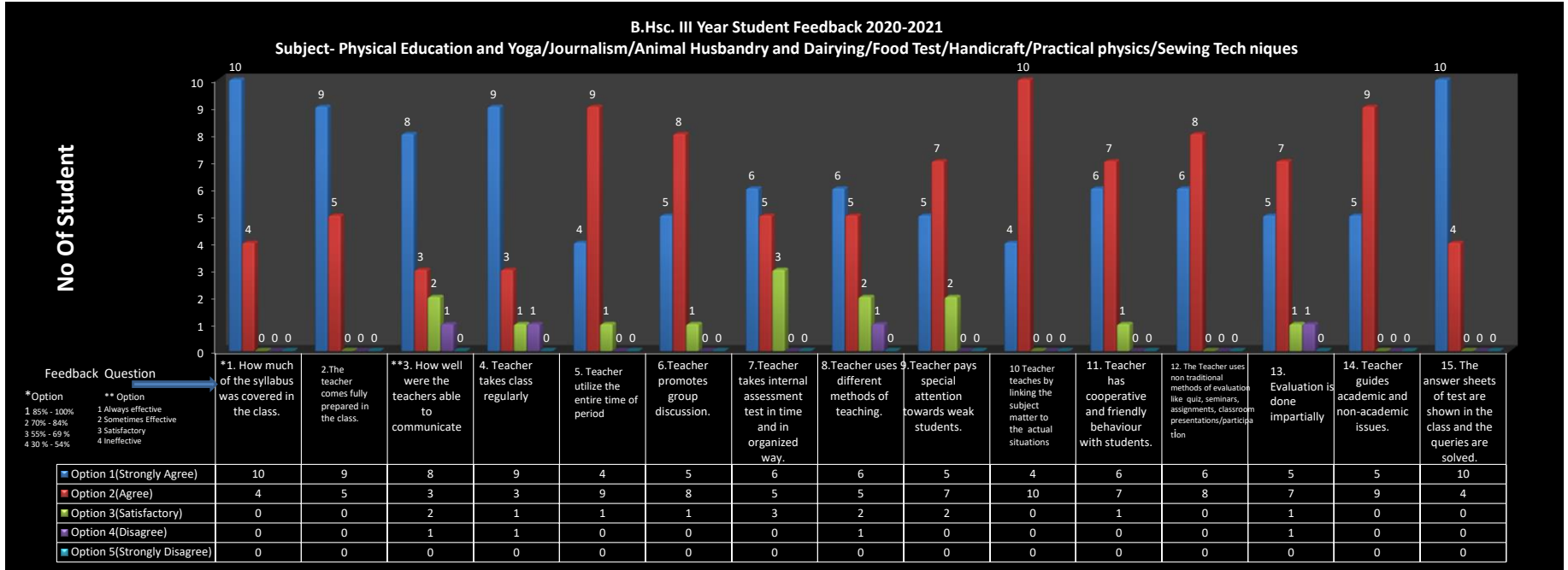
B.H.Sc. Student Satisfaction Survey/ छात्र संतुष्टि सर्वेक्षण, Year/सत्र 2020-2021
Student Feedback with Graph Subject-Therapeutic Nutrition



B.Hsc. Student Satisfaction Survey/ छात्र संतुष्टि सर्वेक्षण, Year/सत्र 2020-2021


Student Feedback with Graph

Subject-Physical Education and Yoga/Journalism/Animal Husbandry and Dairying/Food Test/Handicraft/Practical physics/Sewing Techniques



B.H.Sc. Student Satisfaction Survey/ छात्र संतुष्टि सर्वेक्षण, Year/सत्र 2020-2021
Student Feedback with Graph Subject-Basic Computer

B.H.Sc. III Year Student Feedback 2020-2021
Subject- Basic Computer



(Signature)
 प्रिन्सिपल

कमलेश्वर प्रसाद इन्स्टीट्यूट
 (संस्कृति परिसर)
 ए.जी.एम.एन. रोड-कानपुरबाजार
 कानपुर - 208 002